

The Parents' Guide to Google Classroom

Every Student, Every Day



What is Google Classroom?

Think of Google Classroom (GC) as your child's digital link to learning.

Teachers use GC to share assignments, homework, newsletters, and much more with students AND parents!



Getting Started

Your child was provided with a secure login and password that is unique to them.

Emails will have the
@gcsd.k12.wi.us

Check with his/her teacher to obtain this private information
OR ask them to add you as a parent via email!



Getting Started




1

Click on the [Google Chrome](#) browser icon.

Getting Started

2

Type www.google.com into your web address bar.



Getting Started



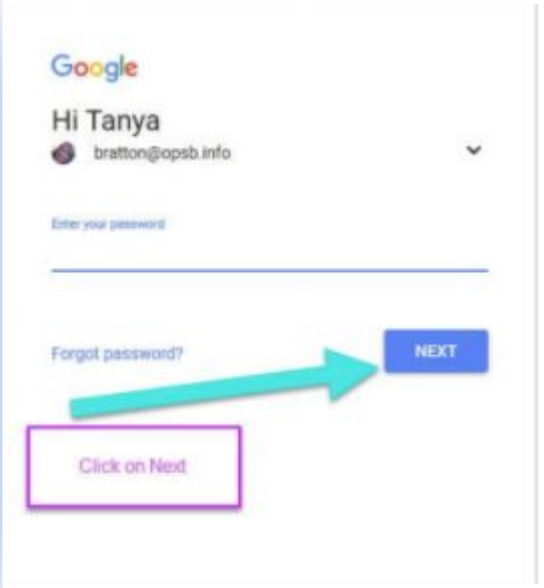
3

Click on **SIGN IN**
in the upper
right hand
corner of the
browser window.

Getting Started

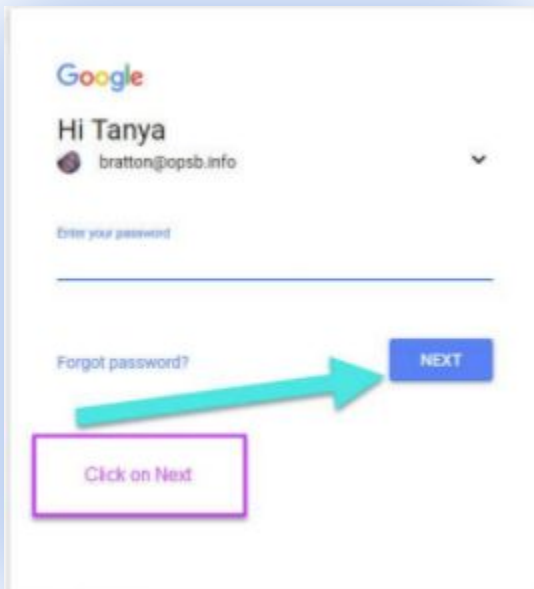
4

Type in your child's
Google Email address
& click "next."



The screenshot shows a Google login interface. At the top left is the Google logo. Below it, the text "Hi Tanya" is displayed next to a profile picture icon and the email address "bratton@opsb.info". A dropdown arrow is visible to the right of the email address. Below this is a password input field with the placeholder text "Enter your password". Underneath the password field is a link that says "Forgot password?". To the right of the "Forgot password?" link is a blue button labeled "NEXT". A teal arrow points from the "Forgot password?" link towards the "NEXT" button. At the bottom of the page, there is a purple-bordered box containing the text "Click on Next".

Getting Started

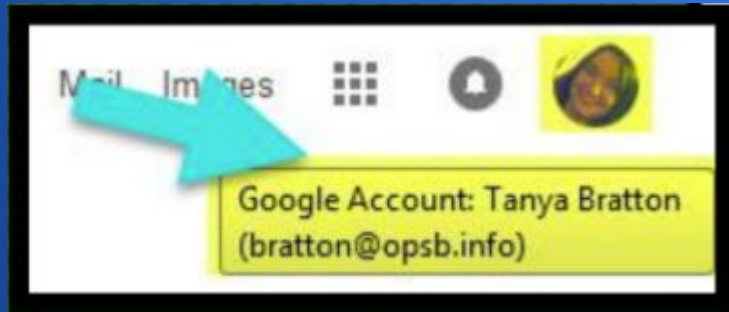


5

Type in your
PASSWORD &
click "next."

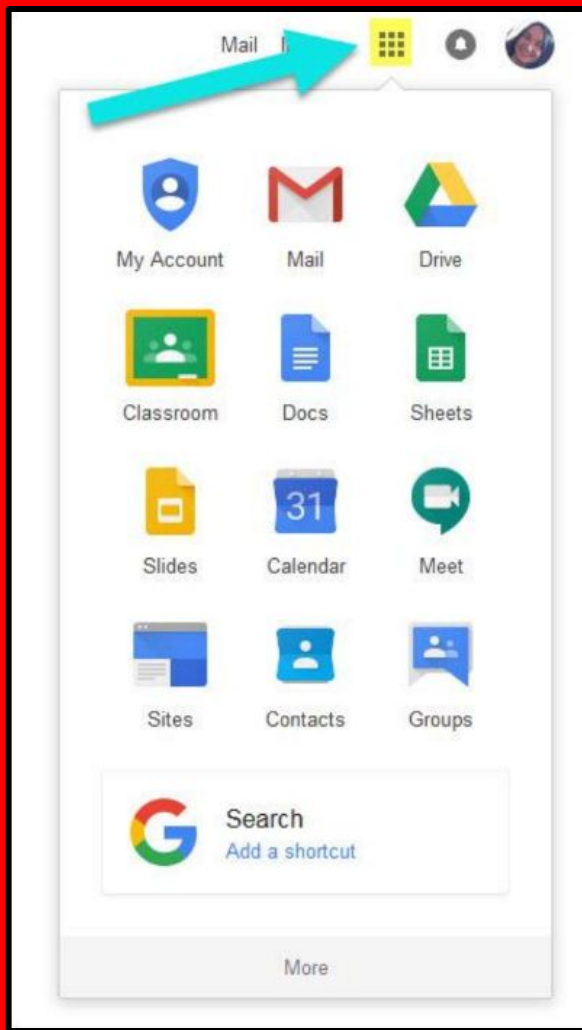
NOW YOU'LL SEE

that you are signed in to
your *Google Apps for*
Education account!



GOOGLE SUITE

Click on the 9 square (Waffle/Rubik's Cube) icon in the top right hand corner to see the Google Suite of Products!



GOOGLE ICONS TO RECOGNIZE:



CHROME



DOCS



DRIVE



SLIDES



SHEETS



FORMS



CALENDAR



GMAIL



PHOTOS



MAPS



KEEP



CLASSROOM



MEET



HANGOUTS



SITES



CONTACTS



CLOUD



CLOUD SEARCH



YOUTUBE



NEWS



VAULT



MY ACCOUNT

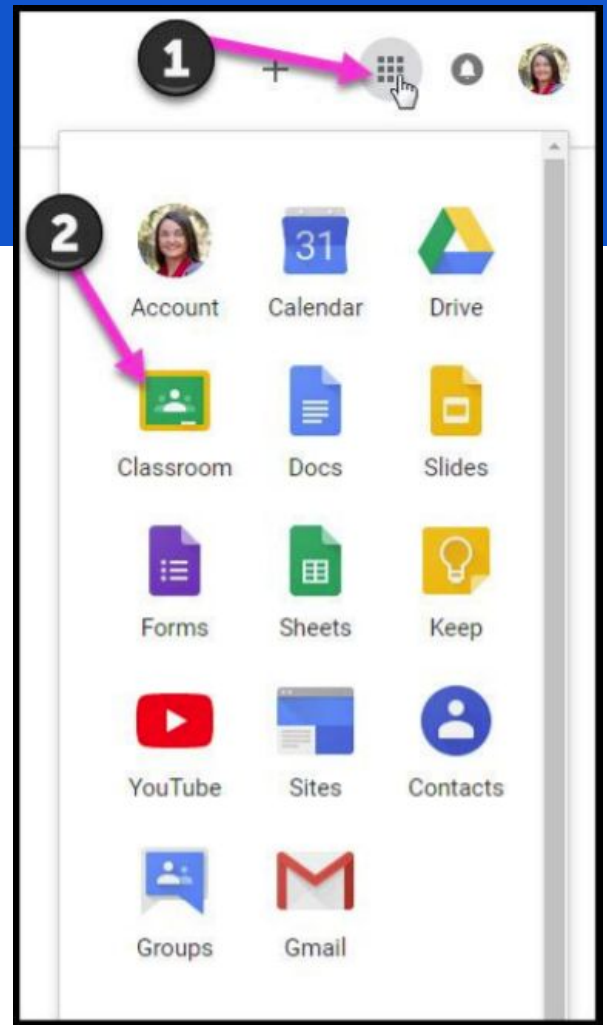


GROUPS

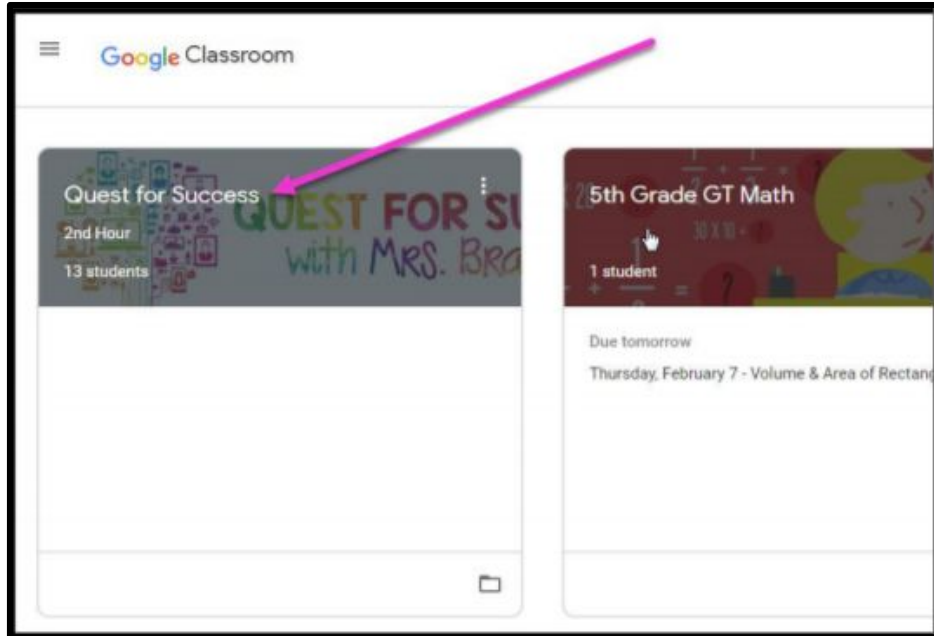
Navigating Classroom

1

Click on the waffle button and then the [Google Classroom](#) icon.



Navigating Classroom




2

Click on the class you wish to view.

Navigating Classroom



3

Page tools
(left side)



= High Interest for Parents

The screenshot shows a Classroom page for '3rd hour Science'. At the top, there are navigation tabs: '3rd hour Science' (1), 'Stream' (3), 'Classwork' (4), and 'People' (5). On the right side, there are icons for 'App Directory' (6) and 'Your account' (7). The main content area features a header for '3rd hour Science' with an illustration of tools. Below this is an 'Upcoming' section (8) with a post about a deadline and a 'View all' link. A large box (9) contains the text 'View class updates and connect with your class here' and a checkbox for 'See when new assignments are posted'. A legend at the bottom explains the numbered callouts.

- 1 Menu of Classes
- 2 Current Class
- 3 Announcements Page
- 4 Assignments 
- 5 Teacher(s) & Classmates
- 6 Waffle Button (App Directory)
- 7 Your account
- 8 Upcoming Assignments 
- 9 Updates from your teacher

Navigating Classroom

The screenshot shows the Classroom interface with the following elements highlighted by numbered callouts:

- 1: Classwork Tab
- 2: View your work
- 3: Google Calendar
- 4: Class Drive folder
- 5: All topics
- 6: Benchmark Tests
- 7: Assignment Title
- 8: Assignment Due Date
- 9: Assignment Status
- 10: Attached files/links
- 11: View Assignment

Below the screenshot, a legend lists the callout numbers and their corresponding descriptions:

1	Classwork Tab	5	Topics available	9	Assignment Status
2	See your Grades	6	Topic Headings	10	Attached files/links
3	See Due Dates	7	Assignment Title	11	Click to view assignment
4	View your files	8	Assignment Due Date		

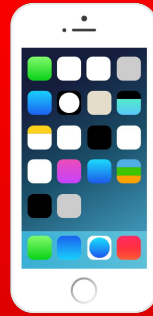
4

Assignment details

ACCESS ANYWHERE



ANDROID



IPHONE



TABLET



DESKTOP



GOOGLE APPS

allow you to edit Google assignments from any device that is connected to the internet!



Download on the
App Store



GET IT ON

Google Play

Questions?



Email your students teacher: [Staff Directory](#)